



# Getting Ready for Summer Virtual Learning Series

## Session #4: Strategies to Accelerate Student Learning this Summer

**May 9, 2023**

Photo is for illustrative purposes only. Any person depicted in the photo is a model.



# Getting Ready for Summer

## Welcome & Introduction

### Join us in the chat:

- Your name, state, district or organization, and role
- Educators are superheroes! Share your professional superpower, or a time when you felt empowered in your role.



# Welcome & Introductions



**Elizabeth Eaton**

**Technical Assistance Specialist,  
Region 8 Comprehensive Center**



**Emir Davis**

**Technical Assistance Specialist,  
Region 8 Comprehensive Center**



# Region 8 Comprehensive Center (CC) Team

- Region 8 CC provides services that meet the needs of state educational agencies and those they support
  - States included in Region 8:
    - Indiana
    - Michigan
    - Ohio
- How to find Region 8 CC
  - Online – <https://region8cc.org/>
  - X (formerly Twitter) – [@region8cc](https://twitter.com/region8cc)

## Welcome to the Region 8 Comprehensive Center

Region 8 Comprehensive Center provides high-quality, intensive capacity-building services to state educational agencies (SEAs), regional educational agencies (REAs), local educational agencies (LEAs), and schools in Indiana, Michigan, and Ohio. These capacity-building services are intended to improve educational outcomes for all students, close achievement gaps, and improve the quality of instruction.



### Staff

The team planning, implementing, and executing initiatives in Region 8

[Meet the staff](#)



### Region 8

Assisting agencies with improving education practices in Indiana, Michigan, and Ohio

[Learn about state initiatives](#)



### Resources

Information, tools, and guidance to help educators at educational agencies

[Gather information](#)

## Latest Tweets



Sep 29 2020

Be the First to Read the New Edition of the Region 8 Comprehensive Center Newsletter - <https://t.co/eVDFMCT410>  
<https://t.co/zEj6y7RTS>

[@region8cc](https://twitter.com/region8cc)



Apr 13 2020

RT @CompCenterNet: We're all being impacted by the #COVID19 pandemic. We've heard the challenges and worries parents are facing regarding t...

[@region8cc](https://twitter.com/region8cc)



Mar 20 2020

RT @usedgov: JUST IN: @BetsyDeVosED announces that students impacted by school closures due to the #coronavirus pandemic can bypass standar...

[@region8cc](https://twitter.com/region8cc)

# Essential Elements of Summer Learning Programs and Planning



# Getting Ready for Summer Virtual Learning Series

## Session 1: Setting up for Summer Success

- Reflect on previous summer learning experiences and consider the summertime learning needs and priorities of students in your community.

## Session 2: Supporting Student and Family Recruitment

- Develop and align key messages tailored to the needs and interests of students and families for student recruitment.

## Session 3: Developing Your Approach to Site Climate and Culture

- Discuss strategies to create a warm and welcoming summer learning environment, including ways to prepare staff and logistical considerations.

## Session 4: Strategies to Accelerate Student Learning

- Focus on the importance of accelerating grade-level learning and reflect on summer learning program structures, practices and curricula.

# During Today's Session, We Will:

1. Define **learning acceleration** and identify **core concepts**.
2. Discuss **promising practices** for learning acceleration.
3. Consider **strategies** for accelerating student learning this summer.
4. Develop your **learning acceleration strategy**.



Photo is for illustrative purposes only.  
Any person depicted in the photo is a model.

# What is accelerated learning?



# What is Accelerated Learning?

Accelerated learning **keeps students moving forward** on their intended **grade-level trajectories** by strategically preparing them for **success in current grade-level content**.



Photo is for illustrative purposes only.  
Any person depicted in the photo is a model.

# Core Concepts of Accelerated Learning



Maintain grade-level trajectories



Rapidly diagnose needs



Build on previous knowledge



Provide individualized attention

# Accelerated Learning versus Remediation

## Acceleration

- Academic progress is clear
- Skills are immediately applied
- Connects new information to prior learning
- Relevance of learning is key to motivation
- Integrated in core coursework
- Active, engaging

## Remediation

- Lack of progress
- Skills are taught in isolation
- Does not connect to prior knowledge
- Does not rely on relevance
- Separate from core coursework
- Skill and drill, boring worksheets



# Why is learning acceleration important?



# Why is Learning Acceleration Important?

TNTP research shows:

- ✓ Students receiving learning acceleration “**struggled less**” and “**completed more grade-level lessons**” than remediated classrooms.
- ✓ Learning acceleration was “particularly effective for **students of color** and those from **low-income backgrounds**.”
- ✓ Remediation has the potential to cause harm and “**exacerbate racial inequalities**.”



Photo is for illustrative purposes only.  
Any person depicted in the photo is a model.

# Promising Practices for Learning Acceleration





# Four Modes of Accelerated Learning

- 1 In-school acceleration
- 2 Tutoring programs
- 3 Out-of-school time programs
- 4 Summer learning and enrichment

# Promising Practices for Learning Acceleration



Photo is for illustrative purposes only. Any person depicted in the photo is a model.

- ✓ Engage **families and community partners** in the acceleration process
- ✓ Encourage **program flexibility**
- ✓ Focus on the **whole child**
- ✓ Provide educators with **professional learning opportunities and support** as they implement acceleration

# Pause and Reflect

## Consider:

- How can you support learning acceleration for your students this summer?
- What resources will you need?

Share in the chat!



Photo is for illustrative purposes only.  
Any person depicted in the photo is a model.



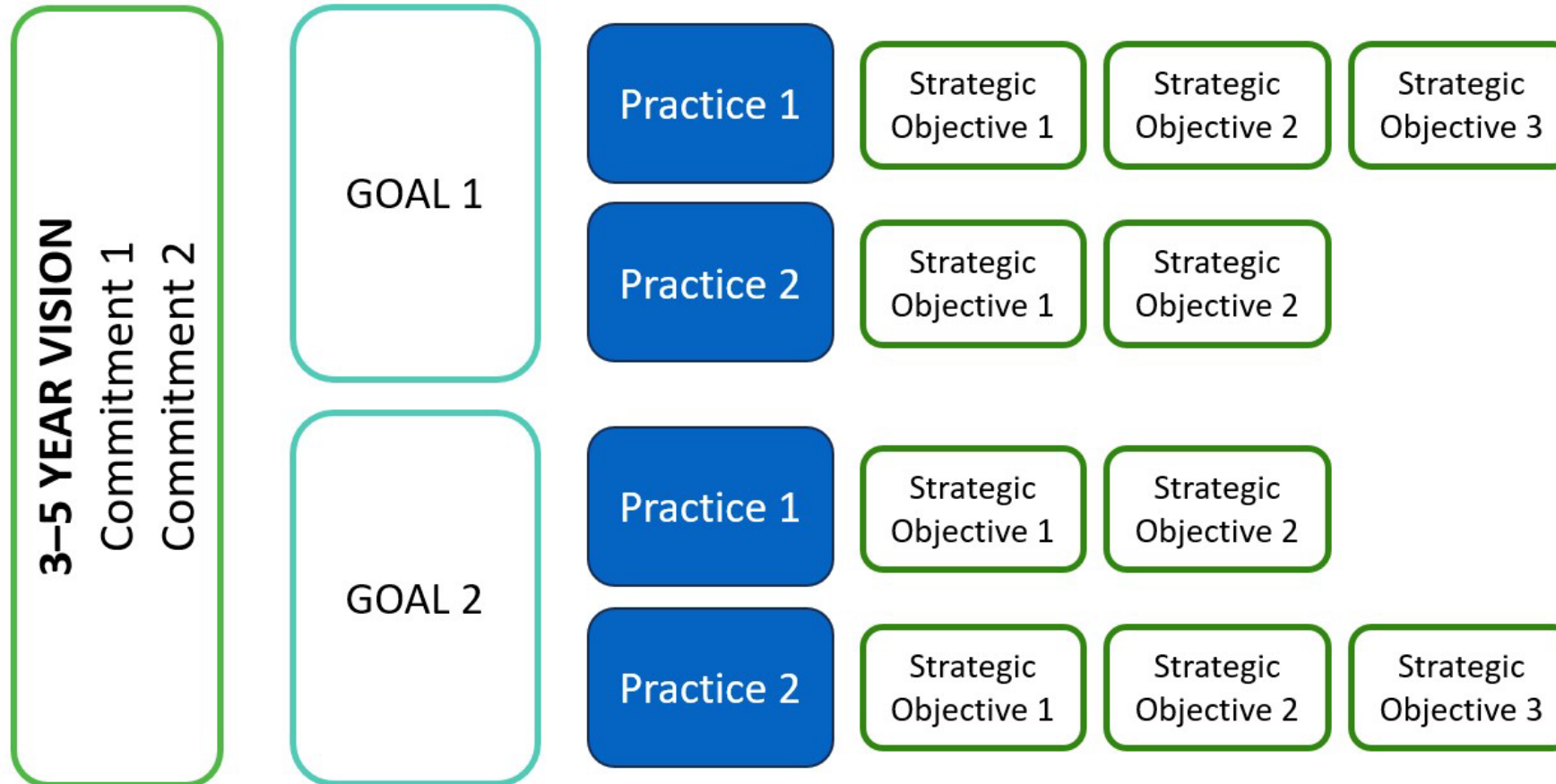
# Developing Your Learning Acceleration Strategy

# Developing Your Learning Acceleration Strategy



# Developing Your Learning Acceleration Strategy

## Lippitt-Knoster Change Management Model





# Casting Your Vision for Summer Learning

**CCNETWORK**

Comprehensive Center Network



REGION 8  
Indiana  
Michigan  
Ohio

# Positive Site Climate and Culture – Unified Vision

## 1. Understand Your Audience

Understanding the summertime needs/priorities of young people and their families will help you develop the right messages to get them excited about your summer learning program.

Fill in the table below based on what you already know about your program’s target audiences.

| TARGET AUDIENCE    | METHOD FOR GATHERING INPUT          | SUMMERTIME NEEDS/PRIORITIES                                | DESIRED OUTCOMES/ACTION   |
|--------------------|-------------------------------------|--|---|
| Students           | Focus groups with past participants | Engaging and fun activities and targeted intervention      | Purchase literacy intervention curriculum and partner with enrichment organizations |
| Parents/Caregivers | Focus groups with past participants | Engaging, fun cost-effective activities and transportation | Welcome event with enrichment organizations and offer busing                        |

*The Understand Your Audience sub-section of the Summer Learning Recruitment Guide offers a helpful checklist to follow as you define your audience's needs.*

# Pause and Reflect

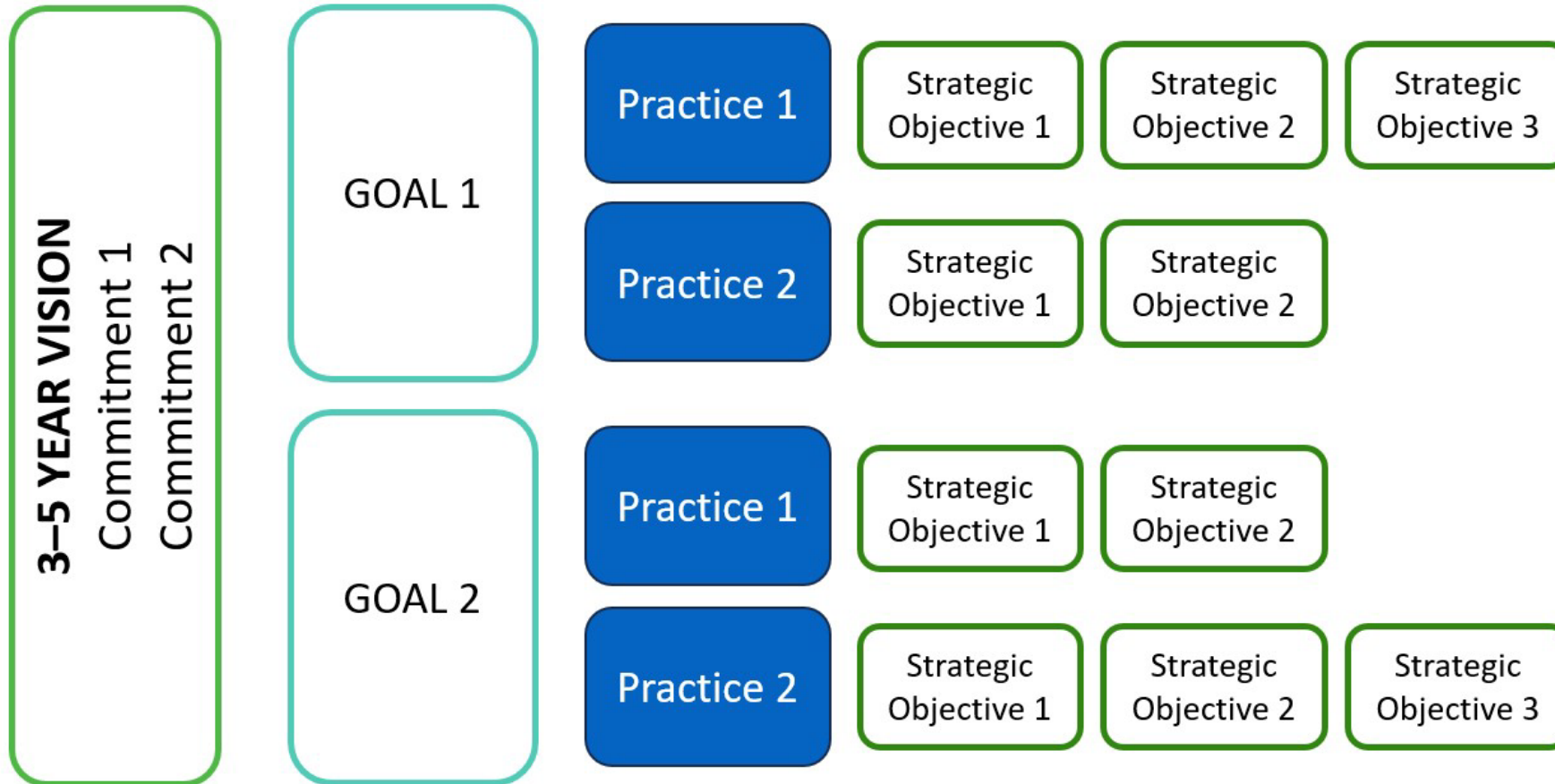
What summertime outcomes or actions have you identified?

Share in the chat!



Photo is for illustrative purposes only.  
Any person depicted in the photo is a model.

# Developing Your Learning Acceleration Strategy





# Vision for the Next 3–5 Years

Engage Students, Caregivers, Community

Prioritize Students' Sense of Belonging

Provide Grade-Level Content

Address Inequities In Your System

# Vision for the Next 3–5 Years (cont.)

**Commitment 1:** Every student who participates in the summer learning program will develop the academic and social skills necessary to be successful in life.

Engage Students,  
Caregivers,  
Community

Prioritize Students'  
Sense of Belonging

Provide Grade-Level  
Content

Address Inequities  
Within Your System



Photo is for illustrative purposes only.  
Any person depicted in the photo is a model.

# Vision for the Next 3–5 Years (cont., 2)

**Commitment 2:** Every student who participates in the summer learning program will demonstrate significant growth in reading, writing, and mathematics.

Engage Students,  
Caregivers,  
Community

Prioritize Students'  
Sense of Belonging

Provide Grade-Level  
Content

Address Inequities  
Within Your System



Photo is for illustrative purposes only.  
Any person depicted in the photo is a model.

# Vision For The Next Three To Five Years

## Work Time – 8 Minutes

### Craft the Vision for your Summer Learning Program

Consider the following:

- What is the desired educational experience for students?
- How will you address the academic and social needs of all students, regardless of their identity?
- Mine the data for disparities in educational experience for students of color, and students with exceptional learning and thinking differences. How will you ensure success for all students?



# Pause and Reflect

**What is one summertime  
commitment you  
identified?**

**Share in the chat!**



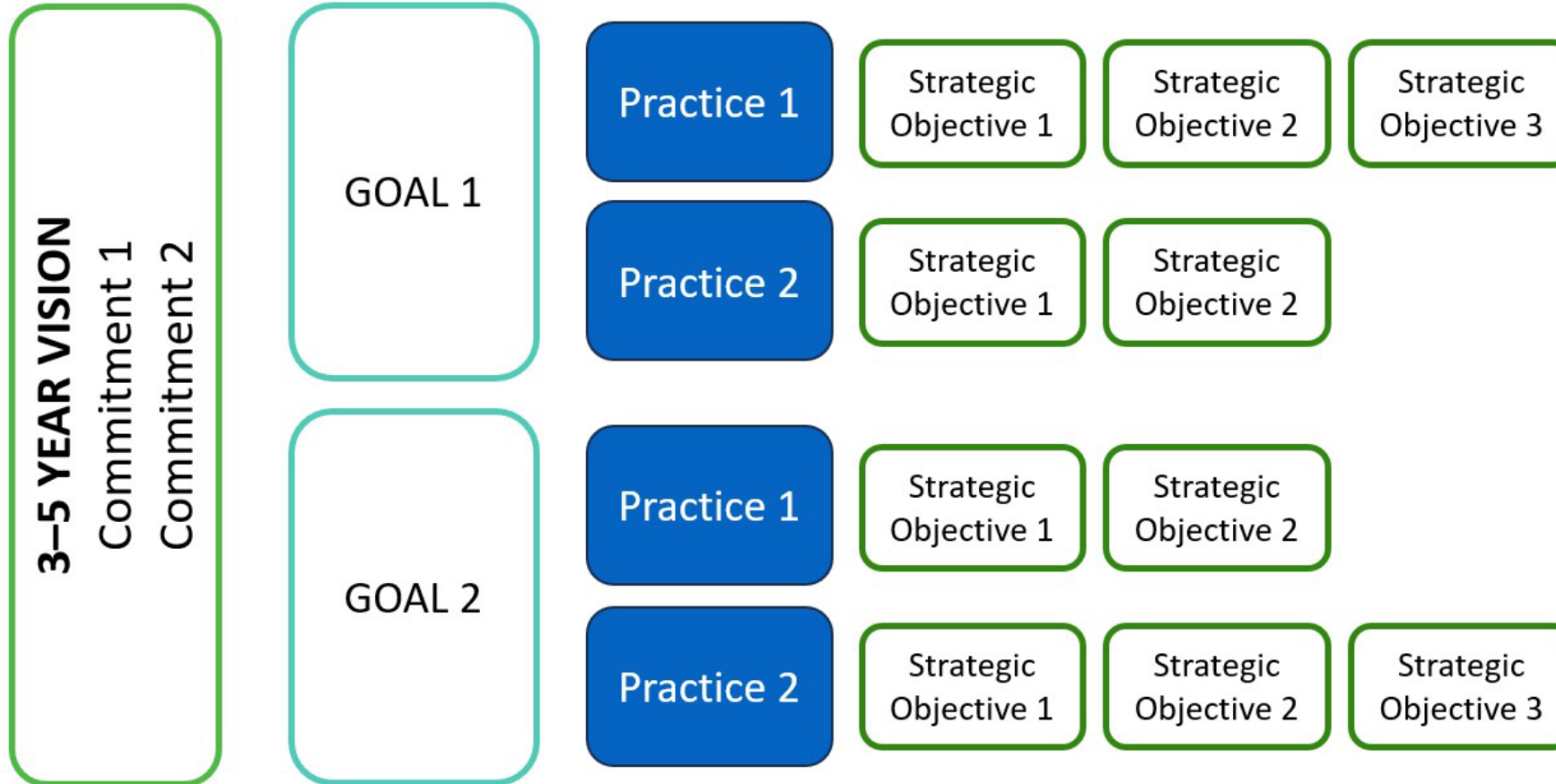
Photo is for illustrative purposes only.  
Any person depicted in the photo is a model.

# Define Your Summertime Goals



# Developing Your Learning Acceleration Strategy

## Goals, Practices, and Strategic Objectives



# Developing Your Learning Acceleration Strategy

## Goals, Practices, and Strategic Objectives (cont.)

### **GOAL 1**

All students receive grade-level and rigorous instruction.

### **Practice 1**

Flexible grouping during reading, writing, and math blocks.

### **Strategic Objective 1**

100% of students complete diagnostic within 5 days of enrolling in summer program.

### **Practice 2**

Weekly data meetings with grade-level educators.

### **Strategic Objective 1**

100% of summer learning teachers participate in professional development about data-driven instruction and remediation.

# Developing Your Learning Acceleration Strategy

## Goals, Practices, and Strategic Objectives (cont., 2)

### Work Time – 10 Minutes

#### **Craft the Goals, Practices and Strategic Objectives for your Summer Learning Program**

Consider the following:

- How does your system envision, articulate, and enact the academic and cultural experience you expect all students to have in your school buildings?
- How does your system measure the effectiveness and impact of the articulated vision?
- To what extent does your vision center on and address students that have historically been denied access to equitable, high-quality learning experiences?



# Pause and Reflect Revisited

**What is one goal, practice, and strategic objective for your summer learning program?**

**Share in the chat!**



Photo is for illustrative purposes only.  
Any person depicted in the photo is a model.

# Accelerated Learning Resources



# National CC: Guide to Accelerated Learning

Provides **descriptions, resources, and examples** of state education agencies implementing accelerated learning into their programs



# Michigan Department of Education: Accelerated Learning Resources Web Page

Accelerated Learning:  
Professional Learning



Features a collection of **resources, tools,** and **professional learning** on the implementation of accelerated learning strategies

# TNTP: Learning Acceleration for All Online

## Learning Acceleration for All: Planning for the Next Three to Five Years

June 2021



Guides education leaders through a process to **develop a plan to accelerate learning** for all students.



# Wrap-up & Next Steps

# Optimistic Closure: I Want to Learn More About ...

What's one learning acceleration strategy or practice that stood out to you?

What will you do to learn more?

Share in the chat!



Photo is for illustrative purposes only.  
Any person depicted in the photo is a model.

Thank you!



The contents of this document were developed under a grant from the U.S. Department of Education through the Office of Program and Grantee Support Services within the Office of Elementary and Secondary Education, by the Region 8 Comprehensive Center at ICF under Award #S283B190013. This contains resources that are provided for the reader’s convenience. These materials may contain the views and recommendations of various subject matter experts as well as hypertext links, contact addresses, and websites to information created and maintained by other public and private organizations. The U.S. Department of Education does not control or guarantee the accuracy, relevance, timeliness, or completeness of any outside information included in these materials. The views expressed herein do not necessarily represent the positions or policies of the U.S. Department of Education. No official endorsement by the U.S. Department of Education of any product, commodity, service, enterprise, curriculum, or program of instruction mentioned in this document is intended or should be inferred.